




**Please refer to the instructions
on the last page.**



DELUXE CAFÉ BARRIER

1500, DOUBLE-SIDED


Size


This template is 20% scale of full size, and must not be re-sized or scaled.

Template at 20% of full size: 278mm × 206mm (+ 6mm bleed)

When scaled 500% to full size: 1390mm × 1030mm (+ 30mm bleed)


Layers

 **Instructions.** Can be turned off or removed before exporting your print-ready file, if desired.


 **Areas & Marks Overlay.** Must only be used as an overlay, and must not contain any design elements. Must be either turned off or removed before exporting your print-ready file.

 **Design.** Should be used to create and supply your design.

Areas & Marks

 **Bleed line**
Artwork must extend to this line. Any space between this line and the safe area line must only be used as a quiet area.

 **Trim line**
The material is cut along this path.

 **Finished line**
Perimeter of the visible area, after finishing.

 **Safe area line**
Important content (text, logos etc.) must be kept within these lines.

Artwork Requirements

Artwork must be supplied:

- Including both pages (even if they are the same design)
- With any fonts outlined
- With any images embedded
- Including the document bleed
- With any template elements (such as lines, boxes and markings) removed
- As either PDF (preferred), AI or EPS format

For a full list of artwork requirements, please refer to our website.

Considerations

Our thread colours are black or white. Our sewists will choose the most appropriate colour to complement your graphic.

Currently, the dye-sublimation process does not allow for the use of Pantone colours. Any Pantone colours must either be converted to (or replaced with) CMYK colours before supplying your print-ready file.