




**Please refer to the instructions  
on the last page.**



# DELUXE CAFÉ BARRIER

## 2000, DOUBLE-SIDED


### Size


This template is 20% scale of full size, and must not be re-sized or scaled.

Template at 20% of full size: 378mm × 164mm (+ 6mm bleed)

When scaled 500% to full size: 1890mm × 820mm (+ 30mm bleed)


### Layers

 **Instructions.** Can be turned off or removed before exporting your print-ready file, if desired.


 **Areas & Marks Overlay.** Must only be used as an overlay, and must not contain any design elements. Must be either turned off or removed before exporting your print-ready file.

 **Design.** Should be used to create and supply your design.

### Areas & Marks

 **Bleed line**  
Artwork must extend to this line. Any space between this line and the safe area line must only be used as a quiet area.

 **Trim line**  
The material is cut along this path.

 **Finished line**  
Perimeter of the visible area, after finishing.

 **Safe area line**  
Important content (text, logos etc.) must be kept within these lines.

### Artwork Requirements

Artwork must be supplied:

- Including both pages (even if they are the same design)
- With any fonts outlined
- With any images embedded
- Including the document bleed
- With any template elements (such as lines, boxes and markings) removed
- As either PDF (preferred), AI or EPS format

For a full list of artwork requirements, please refer to our website.

### Considerations

Our thread colours are black or white. Our sewists will choose the most appropriate colour to complement your graphic.

Currently, the dye-sublimation process does not allow for the use of Pantone colours. Any Pantone colours must either be converted to (or replaced with) CMYK colours before supplying your print-ready file.